

Oregon Coast Water & Sewer Rate Comparison

Single family; 5/8 or 3/4 inch meter; 6000 Gals; 1 month estimate

<i>City</i>	<i>Estimated Cost</i>
Yachats	\$128
Gold Beach	\$117
Newport	\$107
Tillamook	\$104
Brookings	\$102
Florence	\$100
Astoria	\$97
Waldport	\$86
Lincoln City	\$75
Cannon Beach	\$74
Seaside	\$73
Depoe Bay	\$68

These rates were obtained from multiple sources. Some rates include fees in addition to water and sewer (as does Newport). Some interpolation was required to generate comparable data. Estimates rounded to nearest dollar. Accuracy not guaranteed

Dec. 18, 2013

RESOLUTION #3770

A RESOLUTION OF THE CITY OF SEASIDE, OREGON, INCREASING SEWER SERVICE USER RATES

THE SEASIDE CITY COUNCIL RESOLVES AS FOLLOWS:

That in accordance with Section 51.093 of the Seaside Code of Ordinances, the following fees for sewer service user rates are adopted:

SECTION 1. Rates. Just and equitable rates are hereby established, determined and declared to be as follows.

- (A) Access/Demand Charge shall be ~~\$31.23~~ \$32.32 per sewer connection per month.
- (B) Tap Charges and Sewer Lateral Connection Charges shall be the actual cost of labor and materials plus 20% for billing, administration and overhead.
- (C) Sewer System Development Charges shall be those established by the City Council in a separate ordinance.
- (D) Sewer Service Verification Charge shall be \$25 for the physical verification of sewer connection.
- (E) Cost of extending the sewer lines shall be paid by those property owners who use the new service.
- (F) Sewer Service User Fees. Single-family residential dwellings shall be charged only the access/demand charge of ~~\$31.23~~ \$32.32 per month. All other users shall be charged ~~\$31.23~~ \$32.32 for the first 700 cubic feet of water used and ~~\$4.17~~ \$4.32 for each 100 cubic feet of water used over 700 cubic feet per month.
- (G) Special rates that may be needed for high-strength commercial users, industrial users, or heavy users will be set by negotiation and will be in conformance with federal guidelines, and must cover their operation and maintenance costs.

SECTION 2. Effective Date. The rate increases will become effective June 15, 2012, and will first be reflected in the August 2012 billing.


PASSED by the City Council of the City of Seaside on this 11 day of June, 2012.

SUBMITTED to the Mayor and APPROVED by the Mayor on this 12 day of June, 2012.



 DON LARSON, MAYOR

ATTEST:



 Mark J. Winstanley, City Manager

RESOLUTION #3769

A RESOLUTION OF THE CITY OF SEASIDE, OREGON, INCREASING WATER ACCESS/DEMAND CHARGES.

THE SEASIDE CITY COUNCIL RESOLVES AS FOLLOWS:

That in accordance with Sections 52.61 and 52.62 of the Seaside Code of Ordinances, the following fees for water access/demand and consumption charges are adopted:

SECTION 1. ACCESS/DEMAND CHARGE. The Access/demand charges are hereby established, determined and declared to be as follows:

The access/demand charge is based on meter size. All water customers connected to the city water system shall pay an access/demand monthly charge as follows:

5/8"-3/4" meter	\$19.33	\$20.20
1" meter	\$25.76	\$26.92
1 1/2" meter	\$33.76	\$35.28
2" meter	\$51.15	\$53.45
3" meter	\$85.28	\$89.12
4" meter	\$144.02	\$150.50
6" meter	\$272.86	\$285.14

SECTION 2. CONSUMPTION CHARGE. The Consumption Charge is established, determined and declared to be as follows:

In addition to the above base charge, each customer shall pay ~~\$2.51~~ \$2.62 for each 100 cubic feet (750 gallons) of water used above 400 cubic feet per bi-monthly billing period.

SECTION 3. EFFECTIVE DATE. The rate increases will become effective June 15, 2012, and will first be reflected in the August 2012 billing.


PASSED by the City Council of the City of Seaside this 11 day of June, 2012.

SUBMITTED to the Mayor and APPROVED by the Mayor on this 12 day of June, 2012.



DON LARSON, MAYOR

ATTEST:



Mark J. Winstanley, City Manager

**SEASIDE, OREGON
UTILITY RATE LIST
Effective 6/15/2012**

WATER RATES

Rate Code	Description	Minimum Billing	Rate After Base Cons. 4 CF
10	In City Access Demand	40.40	2.62
11	In City H2O 5/8"	40.40	2.62
12	In City H2O 3/4"	40.40	2.62
13	In City H2O 1"	53.84	2.62
14	In City H2O 1.5"	70.56	2.62
15	In City H2O 2"	106.90	2.62
16	In City H2O 3"	178.24	2.62
17	In City H2O 4"	301.00	2.62
18	In City H2O 6"	570.28	2.62
20	Out City H2O--1 Fam Dem	80.80	5.24
21	Out City H2O 5/8"	80.80	5.24
22	Out City H2O 3/4"	80.80	5.24
23	Out City H2O 1"	107.68	5.24
24	Out City H2O 1.5"	141.12	5.24
25	Out City H2O 2"	213.80	5.24
26	Out City H2O 3"	356.48	5.24
27	Out City H2O 4"	602.00	5.24
28	Out City H2O 6"	1140.56	5.24

SEWER RATES

Rate Code	Description	Minimum Billing	Rate After Base Cons. 14 CF
1	Residential Sewer Access	64.64	
2	Sewer Connection Access	32.32	
10	Sewer Charge Commercial	64.64	4.32
20	Flat Sewer Fee--Commercial	32.32	
99	Flat Sewer Charge	64.64	

7/11/12 AMDOOK

WATER RATES

Effective July 1, 2012, reflects 10% increase, rounded to the nearest 25¢

COMMODITY RATE INSIDE
(per 1000 gallons used) \$3.75

COMMODITY RATE OUTSIDE
(per 1000 gallons used) \$4.75

METER RATE PER MONTH:

METER RATE PER MONTH:

<u>SIZE</u>	<u>RATE</u>
5/8"	\$ 11.25
1"	\$ 14.00
1.5"	\$ 18.50
2"	\$ 23.50
3"	\$ 36.75
4"	\$ 52.25
6"	\$ 95.50
8"	\$146.75
10"	\$207.25

<u>SIZE</u>	<u>RATE</u>
5/8"	\$ 12.50
1"	\$ 15.75
1.5"	\$ 21.00
2"	\$ 27.00
3"	\$ 43.25
4"	\$ 62.50
6"	\$113.75
8"	\$175.75
10"	\$248.25

BACK FLOW DEVICE FEE - \$4.75 Annually per device

SEWER RATES

Effective July 1, 2012, reflects 2.94% increase, rounded to the nearest 25¢

Customer Class

Single-family Residential and Multi-family Residential/unit up to and including 4 units	----- \$ 70.00/month
Multi-family Residential (more than 4 units)	-----\$280.00/month + \$31.50/unit over 4
High Commercial	-----\$18.00/1,000 gal. water used
Low Commercial	-----\$ 9.50/1,000 gal. water used
Public	----- \$ 8.75/1,000 gal. water used

Outside Use:

Single-family Residential and Multi-family Residential/unit up to including 4 units
-----\$116.75/month

Outside User:

Multi-family Residential	-----\$467.00/month + \$53.75/unit over 4
Non-residential/ Commercial	-----\$12.25/1,000 gal. water used
Other User: Public	-----\$10.75/1,000 gal. water used

In addition, surcharges for extra-strength sewage will be adopted for all other classes, as follows:

For all pounds of suspended solids
Over 2.5 lbs./1,000 gallons of sewage -----\$1,287.25/1,000 lbs.

For all pounds of B.O.D over 2.5
Lbs./1,000 gallons of sewage -----\$1,994.75/1,000 lbs.

Cannon Beach

2013 Water, Sewer, and Storm Drain Rates

Section 020 Water service rates and charges.

Water service charges shall include a fixed monthly charge, or 'base rate' and a commodity charge or 'unit rate'. The base rate includes a consumption allowance of the first 400 cubic feet (4 units - one unit=100 cubic feet or 748 gallons). The unit rate is for each 100 cubic feet consumed and applies to each meter.

Residential rates are based on the number of 'dwelling units' located at a service address. "Dwelling unit" is defined as a room or group of rooms including living, cooking, and sanitation facilities designed for occupancy by one or more persons living as a household unit with a common interior access to all living, kitchen and bathroom areas.

The following rate table shows the base plus unit rates for residential and commercial accounts. Commercial rates are based on the meter size comparison to a residential meter, or what is commonly termed 'Equivalent Meter Factor'. The residential base rate is multiplied by the meter factors shown in the following table to calculate the monthly commercial rate. The commercial unit rate is the same as the residential unit rate. The consumption allowance included in the commercial base rate varies by meter size as shown in the table below.

Accessory Dwelling, Single-Family Residential, and Multi-Family Residential

Base Rate per Dwelling Unit	Unit Rate per 100 Cubic Feet	Base Allowance per Dwelling Unit
\$15.31	\$3.83	400 cubic feet

Commercial

Meter Size	Equivalent Meter Factor	Base Rate	Base Allowance	Unit Rate per 100 Cubic Feet
3/4"	1.0	\$15.31	400 cubic feet	\$3.83
1"	2.5	\$38.28	1,000 cubic feet	
1-1/2"	5.0	\$76.55	2,000 cubic feet	
2"	8.0	\$122.48	3,200 cubic feet	
3"	16.0	\$244.96	6,400 cubic feet	
4"	25.0	\$382.75	10,000 cubic feet	
6"	50.0	\$765.50	20,000 cubic feet	

Note: Cannon Beach Rural Fire District is exempt from charges

2013 Water, Sewer, and Storm Drain Rates

Section 040 Sewer service rates and charges.

Sewer service charges shall include a fixed monthly charge, or 'base rate' and a commodity charge or 'unit rate'. The base rate includes a consumption allowance of the first 400 cubic feet (4 units - one unit=100 cubic feet or 748 gallons). The unit rate is for each 100 cubic feet consumed and applies to each meter.

Residential rates are based on the number of 'dwelling units' located at a service address. "Dwelling unit" is defined as a room or group of rooms including living, cooking, and sanitation facilities designed for occupancy by one or more persons living as a household unit with a common interior access to all living, kitchen and bathroom areas.

The following rate table shows the base plus unit rates for residential and commercial accounts. Commercial rates are based on the meter size comparison to a residential meter, or what is commonly termed 'Equivalent Meter Factor'. The residential base rate is multiplied by the meter factors shown in the following table to calculate the monthly commercial rate. The commercial unit rate is the same as the residential unit rate. The consumption allowance included in the commercial base rate varies by meter size as shown in the table below.

Accessory Dwelling, Single-Family Residential, and Multi-Family Residential

Base Rate per Dwelling Unit	Unit Rate per 100 Cubic Feet	Base Allowance per Dwelling Unit
\$21.70	\$5.43	400 cubic feet

Commercial

Meter Size	Equivalent Meter Factor	Base Rate	Base Allowance	Unit Rate per 100 Cubic Feet
3/4"	1.0	\$21.70	400 cubic feet	
1"	2.5	\$54.25	1,000 cubic feet	
1-1/2"	5.0	\$108.50	2,000 cubic feet	
2"	8.0	\$173.60	3,200 cubic feet	\$5.43
3"	16.0	\$347.20	6,400 cubic feet	
4"	25.0	\$542.50	10,000 cubic feet	
6"	50.0	\$1,085.00	20,000 cubic feet	

Note: Cannon Beach Rural Fire District is exempt from charges

Section 13.18.040 Utility user charge

The monthly storm water drainage fee for one single-family unit (SFU) shall be \$4.35 to be effective with the July 2013 utility billing.



CITY OF ASTORIA
 UTILITIES DEPARTMENT
 1095 DUANE
 ASTORIA, OR 97103
 (503) 338-5172
 Fax: (503) 325-2997

Cycle: _____	First Bill Due: _____
Bills will be due the 15 th of every _____-numbered months.	

RESIDENTIAL WATER & SEWER RATES
July 1, 2013 – June 30, 2014

Account Activation Fee = \$30.60

Deposit \$150.00

Water Demand Charge/2 months = **\$33.41**
 + Consumption Charge = **\$3.59 per 1,000 gallons**

Sewer Demand Charge/2 months = **\$39.11**
 + Consumption Charge = **\$4.36 per 1,000 gallons**
(After the 1st 4,000 gallons of metered water)

Sewer Surcharge 77% of sewer bill (\$30.11 minimum)
 To be applied to the Combined Sewer Overflows (CSO) fund for the updating of the CSO in Astoria.

Water bills are due and payable upon receipt of the statement. Accounts shall be considered delinquent if not paid by the statement due date.

LATE NOTICES/FEEES:

- 1st Delinquent notice on 20th of month = 9.11 penalty + 1% of the balance
- 2nd Green Door Hanger on the 27th of month = \$17.25 additional fee imposed
- 3rd Turn Off on 4th of following month = \$92.45 additional fee imposed

RETURNED CHECK FEES

Returned Check Fee	\$ 15.00
+ Door Hanger Fee	\$ 17.25
	\$ 32.25

2 Month Average Consumption & Billing for Water/Sewer

HOUSEHOLD SIZE	AVERAGE GALLONS	WATER	SEWER	SEWER S/C	TOTAL
	No Consumption	\$33.41	\$39.11	\$30.11	\$102.63
1 Person	4,000	\$47.77	\$39.11	\$30.11	\$116.99
2 People	8,000	\$62.13	\$56.55	\$43.54	\$162.22
3 People	12,000	\$76.49	\$73.99	\$56.97	\$207.45
4 People	16,000	\$90.85	\$91.43	\$70.40	\$252.68
5 People	20,000	\$105.21	\$108.87	\$83.83	\$297.91

DEMAND CHARGES		July 1, 2011		July 1, 2012		July 1, 2013		June/July Billing	
	Sewer								
	DESCRIPTION								
SE 1	SEWER - RESIDENTIAL	36.51	4.070	36.34	4.270	39.11	4.360	38.73	4.320
SE 3	SEWER - EMPLOYEE	26.51	4.070	28.34	4.270	29.11	4.360	28.73	4.320
SE 4	CC - SHOPS	36.51		38.34		39.11		38.73	
SE 5	SEWER - EMERALD HGTS	165.95	4.070	174.25	4.270	174.25	4.360	174.25	4.320
SE 6	SEWER - JOB CORPS	6389.25		6708.71		6708.71		6708.71	
SE 7	SEWER - USCG	73.02		76.67		76.67		76.67	
SE 8	SEWER - TONGUE PT (REG)	36.51	4.070	38.34	4.270	39.11	4.360	38.73	4.320
SE 9	SEWER - JOB CORPS 65%	VARIES		VARIES		VARIES		VARIES	
SE 10	SEWER - HYDRANT FLUSHING								
	Water								
WA 1	5/8" METER	31.20	3.350	32.76	3.520	33.41	3.590	33.09	3.560
WA 2	1" METER	93.89	3.350	98.59	3.520	100.56	3.590	99.58	3.560
WA 3	1 1/2" METER	216.72	3.350	227.58	3.520	232.11	3.590	229.84	3.560
WA 4	2" METER	354.40	3.350	372.12	3.520	379.56	3.590	375.84	3.560
WA 5	3" METER	784.79	3.350	824.03	3.520	840.51	3.590	832.27	3.560
WA 6	4" METER	1420.34	3.350	1491.36	3.520	1521.18	3.590	1506.27	3.560
WA 7	6" METER	3152.22	3.350	3309.83	3.520	3376.03	3.590	3342.93	3.560
WA 9	8" METER	5399.88	3.350	5669.87	3.520	5783.27	3.590	5726.57	3.560
WA 10	10" METER	8321.39	3.350	8737.46	3.520	8912.20	3.590	8824.83	3.560
WA 11	CITY METERS		3.350		3.520		3.590		3.560
WA 20	CITY METERS (OUTSIDE)		3.690		3.870		3.950		3.910
WA 21	5/8" METERS (OUTSIDE)	34.32	3.690	36.04	3.870	36.75	3.950	36.40	3.910
WA 22	1" METERS (OUTSIDE)	103.28	3.690	108.45	3.870	110.62	3.950	109.64	3.910
WA 23	1 1/2" METERS (OUTSIDE)	238.39	3.690	250.32	3.870	255.32	3.950	252.82	3.910
WA 24	2" METERS (OUTSIDE)	389.84	3.690	409.33	3.870	417.52	3.950	413.42	3.910
WA 25	3" METERS (OUTSIDE)	863.27	3.690	906.43	3.870	924.56	3.950	915.50	3.910
WA 26	4" METERS (OUTSIDE)	1562.37	3.690	1640.50	3.870	1673.30	3.950	1658.90	3.910
WA 27	6" METERS (OUTSIDE)	3487.44	3.690	3640.81	3.870	3713.63	3.950	3677.22	3.910
WA 28	8" METERS (OUTSIDE)	5939.87	3.690	6236.86	3.870	6361.60	3.950	6299.23	3.910
WA 29	10" METERS (OUTSIDE)	9153.53	3.690	9811.21	3.870	9803.42	3.950	9707.31	3.910
WA 35	WATER - EMPLOYEE	21.20	3.360	22.76	3.520	22.76	3.590	22.76	3.560
WA 88	PORT OF AST-SEWER ONLY	VARIES		VARIES		VARIES		VARIES	
WA 89	RESIDENTIAL SPRINKLER	33.77	3.350	35.46	3.520	36.17	3.590	35.82	3.560
	Surcharge								
SC 1	SEWER SURCHARGE		68.00%		73.00%		77.00%		75.00%
	ADMIN FEE		28.57		30.00		30.60		30.30
	TURN OFF/TURN ON FEE		86.32		90.64		92.46		91.55
	GREEN DOOR TAG FEE		16.11		16.92		17.25		17.09
	GOLD REMINDER FEE		1% + 8.51		1% + 8.93		1% + 9.11		1% + 9.02

6/20/13 Rate Letters sent to water utilities

**WATER CONNECTION, WATER SDC & SEWER CONNECTION FEES
FOR 2011:**

**WATER
CONNECTION FEES:**

<u>SIZE</u>	<u>FEES</u>
<u>Size</u>	
5/8"	\$ 811.00
1"	980.00
1.5"	1,186.00
2"	1,755.00
Service larger than 2" will be 2" connection fee plus time & material basis	

WATER SDC FEES:

<u>Meter Size</u>	<u>Fees</u>	<u>Equivalent Size Ratio</u>
5/8"	\$ 3,149.00	1.00
1"	7,873.00	2.50
1.5"	15,745.00	5.00
2"	25,192.00	8.00
3"	50,384.00	16.00
4"	78,725.00	25.00
6"	157,450.00	50.00
8"	251,920.00	80.00
10"	362,135.00	115.00

SEWER CONNECTION FEES:

Residential:

Inside City	\$1,225
Outside City	\$1,470

Commercial:

Inside City	\$1,600
Outside City	\$1,910

Low Strength:

Inside City	\$1,960
Outside City	\$2,350

Water and Sewer Billing Information

City of Yachats Water and Wastewater Billing - Ebill - Epay

ACH - Autopay Application

Water Service Information

Water Service Application Form

Questions about Water Rates

Low Income Waiver on water bills - Information - Application Form

Request for Evaluation of Water/Sewer Bill - Form

Frequently Asked Questions about the Water and Sewer Bills

How to make a payment

- Payments can be mailed: Post Office Box 345, Yachats Oregon 97498.
- Payments can be made in person at City Hall:

During office hours, Monday through Friday, 8:30 am-4:30 pm, or after hours, using the payment box at the main entrance to the building.

Checks should be made payable to "City of Yachats".

Current rates and billing information

- Water service base amount is \$31.00 per month and \$4.00 for each 100 cu. ft. (748 gallons).
- Sewer service base amount is \$29.00 per month and \$4.50 for each 100 cu. ft. of water used.
- The combined base rate for water and sewer is currently \$60.00 monthly. Accounts may be charged additional base amounts if they use more than 6400 cubic feet of water.
- There is a \$10 fee for establishing a water/sewer account with the City.
- Charges are based on water use on a 30 day cycle.
- Statements are mailed monthly on the first.
- A 1.5% discount is available upon prepayment of at least 6 months unbilled base charges.
- Payment is due upon receipt of statement and is considered past due if not received by the 16th.

- Past due balances are charged 1.5% interest after 30 days and with each subsequent statement.
- Accounts must be in the property owners' name. They may be mailed to a property manager.
- Water will be shut off for unpaid balances over 45 days. A \$20.00 fee will be collected in addition to the full account balance before water service will be reinstated.
- Customers are responsible to pay for 100% of all metered water usage including any leaks. You are encouraged to turn off your hand valve if leaving your property unattended for any length of time.



Utility Rate Changes

On June 17, 2013, the Florence City Council with the recommendation of the Florence Budget Committee voted to increase the water and wastewater rates by 3%. The new rates were effective July 1, 2013, and are reflected in the rates charged in your July 2013 bill.

While the City is very sensitive to the difficulties facing all of its customers in this economically challenged time, the rate increases are necessary to provide funding for current and on-going maintenance and operational activities within these systems. With recent increases in the cost of electricity, fuel, oil, metals and petroleum based products our utility budgets can't continue without a reasonable increase in rates to cover these costs. The 3% rate increase will generate an additional \$57,000 in revenue for the water utility and \$85,000 for the wastewater utility. The City will continue to be fiscally responsible by controlling costs and conserving resources whenever possible. The City is committed to providing you, our customers, the best possible utility service at the lowest possible cost.

For the typical residential utility customer that uses 700 cubic feet (cf) of water in a one month billing period, the combined water, wastewater, stormwater, well rehab fee and street maintenance fee was previously \$89.79 for a month of service. The increases to the water and wastewater portion of the utility bill are \$2.35 per month (\$0.90 for water and \$1.45 for wastewater). The revised monthly bill for a typical residential customer will be approximately \$92.14 per month. This is an average increase of 2.62%.

A comparison of a typical residential customer's utility bill comparing old rates to the new rates is provided in the following chart:

<i>Residential Utility Bill</i>	<i>2012-13 (old)</i>		<i>\$ Amount Increase</i>	<i>2013-14 (new)</i>	
	<i>Average Monthly Charges</i>	<i>% Increase</i>		<i>Average Monthly Charges</i>	<i>Average Monthly Charges</i>
Water (700 cf of usage)	\$29.32	3%	\$0.90	\$30.22	
Well Rehabilitation Fee	1.00	0%	-	1.00	
Sewer	48.27	3%	1.45	49.72	
Stormwater	6.20	0%	-	6.20	
Street Maintenance Fee	5.00	0%	-	5.00	
Total Average Monthly Bill	\$89.79	2.62%	\$2.35	\$92.14	

CITY OF FLORENCE
UTILITY BILLING DEPARTMENT
PH: (541) 997-3436 FAX: (541) 997-6814
250 HWY 101
FLORENCE, OR 97439

Water and Sewer Rates for City of Waldport

Water rates consist of a base rate plus a usage rate and are as follows, effective July 1, 2013

Meter Size	Inside City Base Rate	Outside City Base Rate
5/8"	\$19.87	\$27.96
1"	\$49.68	\$69.91
1 1/2"	\$99.35	\$139.80
2"	\$158.96	\$223.68
3"	\$298.05	\$419.40

Usage is measured in units. A unit equals 748 gallons or 100 cubic feet. The usage rate for both inside and outside City water users is \$2.11 per unit.

Sewer rates, effective July 1, 2013:

- The residential base rate is \$26.95 per month plus \$2.74 per unit of usage. Sewer unit charges are based upon water consumption. From June through September, actual consumption may be replaced with average winter consumption for computing residential sewer bills.
- All multi-family sewer users metered with a single meter pay a base rate of \$24.48 per dwelling unit per month, plus \$2.74 per unit of usage.
- Small commercial services pay a base rate of \$26.95 per month plus \$2.74 per unit. Larger commercial services are assigned a "dwelling equivalency" base rate, reflective of their capacity to impact the treatment plant, based on their average water usage for the previous fiscal year, plus \$2.74 per unit of usage.

If your usage seems high, you may want to check for water leaks.

- To check for leaks, make sure no water is being used in the home, then check your meter for activity.
- Most meters have either a red line or a "whirligig" in the center of the meter which shows water activity.
Depending on the type of leak and location, the city may allow an adjustment of the excess sewer charges. Proof of repair (either receipt or subsequent reading) must be provided before an adjustment can be made.

Other Charges

- A late charge of 5% on the current month's billing will be assessed if payment is not received by the 15th of the month.
- For "new" accounts, including a change in ownership, there is a non-refundable charge of \$25. This charge does not apply for a change in renter information.
- If water has been shut off for non-payment, there will be an additional charge of \$50 that must be paid before service can be restored.
- After-hours call-outs for Public Works will be billed at \$60 per call.

**2012/2013 WATER & SEWER RATE COMPARISON
FOR NEIGHBORING CITIES AND WATER DISTRICTS**


For comparison, water rates are shown for residential customers being charged for an average of 4 units of water (2,992 gallons). Rates have been converted from gallons to cubic feet where necessary.

City/District	Water Charges	Sewer Charges	Total Charges
Depoe Bay	25.47	20.58	46.05
Lincoln City	19.65	20.70	40.35
Newport	25.40	37.28	62.68
Portland	44.77	31.92	76.69
Seal Rock Water	45.15	N/A	
Southwest Lincoln Water	42.30	N/A	
Toledo	39.72	40.23	79.95
Waldport	27.49	36.80	64.29
Yachats	47.00	47.00	94.00
Average	35.22	33.50	68.45

July-12

CITY of DEPOE BAY

Post Office Box 8 + Depoe Bay, Oregon 97341
Phone (541) 765-2361 + Fax (541) 765-2129
TDD# 1-800-735-2900



WATER DEPARTMENT BILLING POLICY

The City bills in two month increments. Service is not transferred before the receipt of a signed Application for Water and Sewer Service card. Billings remain in owner's name even if a tenant occupies the premises.

For new developments including single family dwellings, effective date of service begins with the date of meter installation.

Payment is due within 10 days from the postmarked date on the bill, and is considered delinquent after 30 days, per City of Depoe Bay Ordinance #251.

Charges & fees (except Miroco area):*

A. Effective September 1, 2013:

Basic service charge for a single family dwelling (1 EDU) for two months is \$61; usage is additional.

- Water: basic service charge for two months is \$35; usage is \$3.50 per 1,000 gallons
- Sewer: basic service charge for two months is \$26; usage is \$2.80 per 1,000 gallons

B. New customer processing fee: \$25 (on first bill).

C. Posting of Turn off Notice (door knocker): \$30 each notice.

D. Turn on or turn off (either for past due accounts or on customer's request): \$25 each action.

E. Lien filing or satisfaction of lien filing: \$65 each action.

F. "Non-Sufficient Funds", "Account Closed" or any other reason causing the check maker's check to be dishonored: \$25 per check, per City of Depoe Bay Resolution #262.

*Customers in the former Miroco Water District area are subject to an additional fee.

CITY OF BROOKINGS MONTHLY WATER & SEWER RATES

Effective 7/1/13 Basic Monthly Rate \$82.77 OCL \$32.27 Meter Reading (Usage) = cubic feet 7.48 gallons = one cubic foot

Type	Location	Monthly Service Charge	Water	Sewer	SRF-Water	SRF-Sewer	SRF-Streets	SRF-Stormwater
Single Family	ICL	NONE	\$11.18 + \$2.42 per 100 cu ft	\$57.96	\$2.90	\$3.72	\$2.94	\$4.07
Multi Family	ICL	NONE	\$11.18 + \$2.42 per 100 cu ft	\$57.96 per unit	\$2.90/unit	\$3.72/unit	\$2.94/unit	\$4.07/unit
Single Family	OCL	NONE	\$22.36 + \$4.84 per 100 cu ft	**not provided**	\$2.90	\$0.00	\$2.94	\$4.07
Multi Family	OCL	NONE	\$22.36 + \$4.84 per 100 cu ft	**not provided**	\$2.90/unit	\$0.00	\$2.94/unit	\$4.07/unit
Gen Comm.	ICL	\$3.27	\$11.18 + \$2.42 per 100 cu ft	\$6.35 per 100 cu ft of water usage	\$2.90*	\$3.72*	\$2.94*	\$4.07*
Restaurant	ICL	\$3.27	\$11.18 + \$2.42 per 100 cu ft	\$7.22 per 100 cu ft of water usage	\$2.90*	\$3.72*	\$2.94*	\$4.07*
Industrial (Mill)	ICL	\$3.27	\$11.18 + \$2.42 per 100 cu ft	\$11.26 per 100 cu ft of water usage	\$2.90*	\$3.72*	\$2.94*	\$4.07*
Schools	ICL	\$3.27	\$11.18 + \$2.42 per 100 cu ft	\$3.77 per 100 cu ft of water usage	\$2.90*	\$3.72*	\$2.94*	\$4.07*
Churches	ICL	\$3.27	\$11.18 + \$2.42 per 100 cu ft	\$3.66 per 100 cu ft of water usage	\$2.90*	\$3.72*	\$2.94*	\$4.07*
Commercial	OCL	\$3.27	\$22.36 + \$4.84 per 100 cu ft	**not provided**	\$2.90*	\$0.00	\$2.94*	\$4.07*
*Equivalent Dwelling Unit								

Sewer Service

Account Setup Fee
\$20.00 nonrefundable

Vacation Rates
Inside City Limits \$35.00 Turn Off/On

Outside City Limits \$45.00 Turn Off/On

Water

\$0.00 PER UNIT Low Risk
\$200.00 PER UNIT Medium Risk
\$300.00 PER UNIT High Risk

\$0.00 PER UNIT Low Risk
\$200.00 PER UNIT Medium Risk
\$300.00 PER UNIT High Risk

Service Deposit Fees:

Owner - Single Family Home or Single Business

Renter - Single Family Home or Single Business

LATE FEE \$15.00
SHUT OFF FEE \$35.00

Fire Hydrant \$4.84/100 cu ft
Cleaning Water \$35.00/14 calendar days water service

T:Accounts Receivable/Utility AR/Monthly Water and Sewer Rates

GENERAL WATER RATES

Brookings

Rate per 100 cubic feet for all consumption over 300 cubic feet			Minimum charge for consumption metering from 0 to 300 cubic feet per month		
<u>Classification</u>	<u>Inside</u>	<u>Outside</u>	<u>Meter Size</u>	<u>Inside</u>	<u>Outside</u>
Residential	\$2.678	\$3.562	Meter Surcharge	\$0.00	\$5.00
Multiple-residential	2.099	3.059	5/8-inch	18.18	25.40
Commercial	2.130	3.105	3/4-inch	19.30	27.03
Industrial	1.847	2.474	1-inch	23.83	33.38
Public/Other	1.935	2.816	1 1/2-inch	35.18	49.26
Untreated		0.316	2-inch	52.21	73.09
			3-inch	91.93	128.75
			4-inch	148.71	208.20
			6-inch	290.63	406.88
			8-inch	460.90	645.29
			10-inch	659.60	923.44

FIRE SERVICES

To be charged monthly at the rate of \$4.59 per inch of diameter of service pipe in addition to any meter rate

<u>Fire Service Line Size</u>	<u>Monthly Fee</u>
2" or less	\$ 9.18
3"	13.77
4"	18.36
6"	27.54
8"	36.72
10"	45.90

SYSTEM DEVELOPMENT CHARGES

<u>METER SIZE</u>	<u>EDU's</u>	<u>SDC</u>
5/8"	1.0	\$ 2,790
3/4"	1.5	\$ 4,185
1"	2.5	\$ 6,975
1.5"	5.0	\$ 13,950
2"	8.0	\$ 22,320
3"	15.0	\$ 41,850
4"	25.0	\$ 69,750
6"	50.0	\$139,500
8"	80.0	\$223,200
10"	115.0	\$320,850

NOTE: THE ABOVE GENERAL WATER RATES AND SYSTEM DEVELOPMENT CHARGES SHALL BE IN EFFECT FOR ALL CHARGES MADE AND BILLED AS OF THE JULY 1, 2013, BILLING DATE.

Melanie Olson
Regional Finance
State of Oregon
OREGON EC, Inc.

CITY	\$ UTILITY \$	WATER	SEWER	FINANCING INFRASTRUCTURE
Astoria	\$72.52 Demand Charge/2Months	\$33.41	\$39.11	<u>S</u> = Low Interest Loans -ISA OBDD DEQ Loans Grants <u>W</u> = Water Rates <u>S & W</u> = Water/Sewer Rates & GO Bonds
Seaside	\$105.04 Every 2 Months First 3,000	\$40.40	\$64.64	<u>S & W</u> = Water/Sewer Rates
Tillamook	\$81.25 Demand	\$11.25 5/8 meter \$3.75 per 1000 gal.	\$70.00	<u>S & W</u> = Water/Sewer Rates
Lincoln City	\$45.97	\$24.44 (400 Cub Ft.) Over is 3.07 per CbFt	\$23.53 (400 CuB Ft.) Over is 3.57 per CbFt	SDC Charges & Water Reimbursement
Depoe Bay	\$61.00 2 Month	\$35.00 3.50per 1000	\$26.00 \$2.80 per 1000	Cap Imp = GO Bonds & SDC Reg Maintenance = User fees
Newport	\$107.35 With other fees	\$18.90 3.45 Per 1000	\$21.20 \$6.10 per 1000	Increase in user rates and some grants
Waldport	\$46.82	\$19.87	\$26.95	
Florence	\$92.14	\$30.22	\$49.72	Grants/Loans & CASH on hand

Coos Bay					
Gold Beach	\$66.67 Monthly Rate	\$16.67 Per 1500 gallons	\$50.00	SDC Charges Infrastructure owners incur that cost.	
Brookings	*See attached sheet				